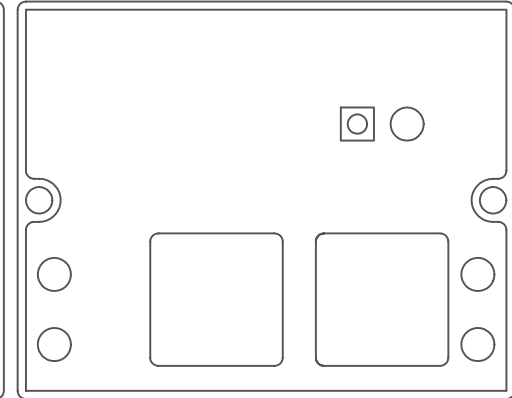
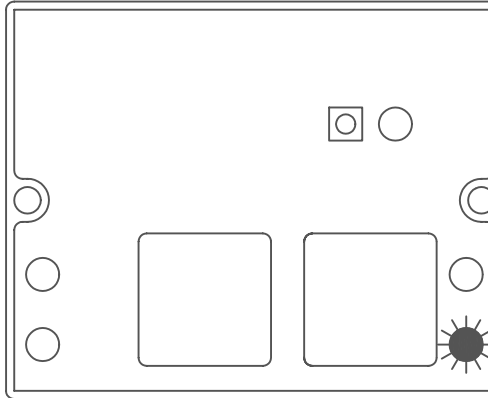
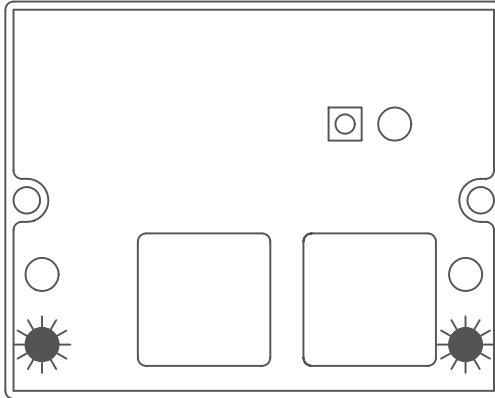
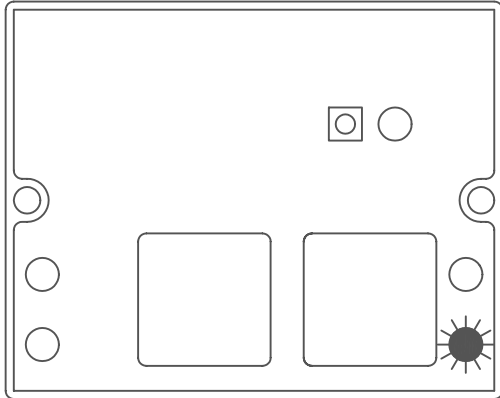


"Quick-Check" PC Board Troubleshooting Guide



Door switch pressed to OPEN door. Green LED illuminates.

Door switch pressed to OPEN door. Green LED illuminates.

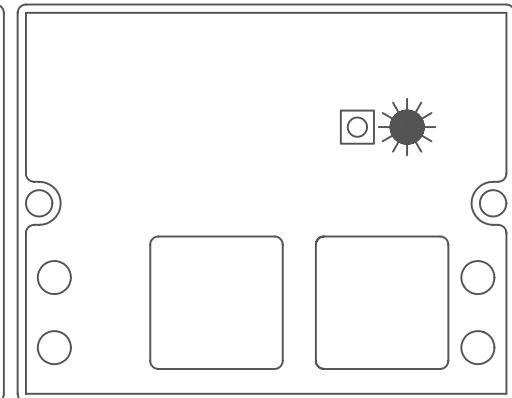
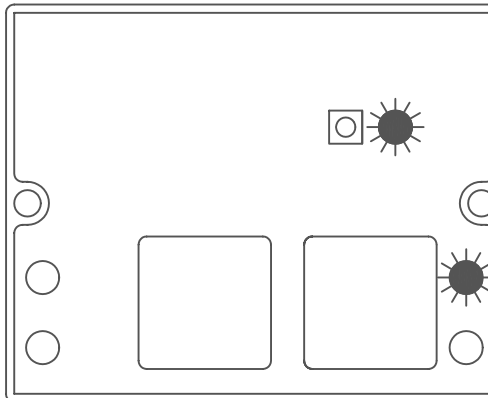
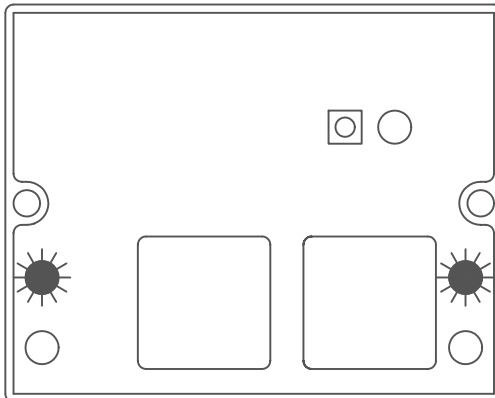
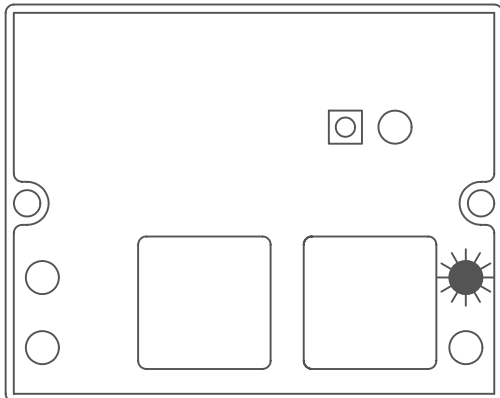
Door OPEN relay energizes and second green LED illuminates.

Door switch pressed to OPEN door. Green LED illuminates.

Door has reached the OPEN position and the door OPEN relay has been de-energized.

Door is OPEN, driver's door control switch has been returned to the neutral position.

No LEDs are illuminated.



Door switch pressed to CLOSE door. Amber LED illuminates.

Door switch pressed to CLOSE door. Amber LED illuminates.

Door CLOSED relay energizes and the second amber LED illuminates.

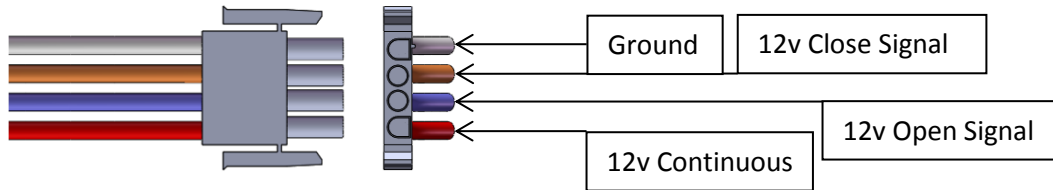
Door switch pressed to CLOSE door. Amber LED illuminates.

Door has reached the CLOSED position and the CLOSED relay has been de-energized by the current sensing system.

Door is closed, driver's door control switch has been returned to neutral position.

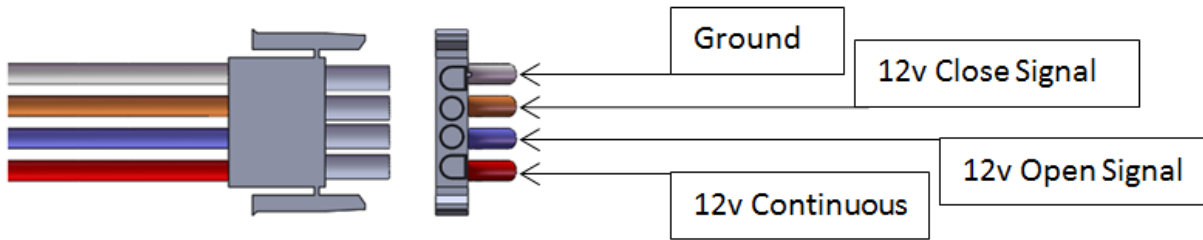
Red LED remains illuminated until power is removed from the door system.

Model 3131



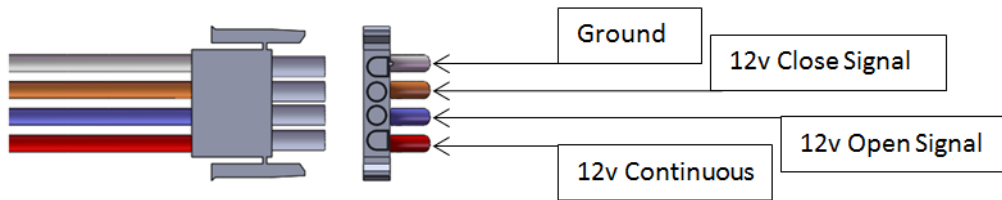
<p>Door switch pressed to OPEN door. BLUE wire energizes with 12v. <i>No LEDs are illuminated.</i></p>	<p>Door switch pressed to OPEN door. Door OPEN relay energizes and GREEN LED illuminates indicating 12v to motor.</p>	<p>Door switch pressed to OPEN door. BLUE wire energizes with 12v. Door has reached the OPEN position and the door OPEN relay has been de-energized. <i>No LEDs are illuminated.</i></p>	<p>Door is OPEN, driver's control switch has been returned to the neutral position. <i>No LEDs are illuminated.</i></p>
<p>Door switch pressed to CLOSE door. ORANGE wire energizes with 12v. <i>No LEDs are illuminated.</i></p>	<p>Door switch pressed to CLOSE door. Door CLOSE relay energizes and AMBER LED illuminates indicating 12v to motor.</p>	<p>Door switch pressed to CLOSE door. Door has reached the CLOSED position and the CLOSED relay has been de-energized by the current sensing system, illuminating the RED LED.</p>	<p>Door is CLOSED, driver's control switch has been returned to neutral position. The RED LED remains illuminated until power is removed or OPEN signal is received.</p>

Model 3230



<p>Door switch pressed to OPEN door. BLUE wire energizes with 12v. <i>No LEDs are illuminated.</i></p>	<p>Door switch pressed to OPEN door. Door OPEN relay energizes and RED LED illuminates indicating 12v to motor.</p>	<p>Door switch pressed to OPEN door. BLUE wire energizes with 12v. Door has reached the OPEN position and the door OPEN relay has been de-energized. <i>No LEDs are illuminated.</i></p>	<p>Door is OPEN, driver's control switch has been returned to the neutral position. <i>No LEDs are illuminated.</i></p>
<p>Door switch pressed to CLOSE door. ORANGE wire energizes with 12v. <i>No LEDs are illuminated.</i></p>	<p>Door switch pressed to CLOSE door. Door CLOSE relay energizes and RED LED illuminates indicating 12v to motor.</p>	<p>Door switch pressed to CLOSE door. Door has reached the CLOSED position and the CLOSED relay has been de-energized by the current sensing system, illuminating the RED LED.</p>	<p>Door is CLOSED, driver's control switch has been returned to neutral position. The RED LED remains illuminated for 10 secs or until power is removed or OPEN signal is received.</p>

Model ATC-CSR-040



<p>Door switch pressed to OPEN door. BLUE wire energizes with 12v. Green LED illuminates.</p>	<p>Door switch pressed to OPEN door. BLUE wire in energized with 12v. Door OPEN relay energizes and 2nd GREEN LED illuminates indicating 12v to motor.</p>	<p>Door switch pressed to OPEN door. BLUE wire energizes with 12v. Door has reached the OPEN position and the door OPEN relay has been de-energized.</p>	<p>Door is OPEN, driver's control switch has been returned to the neutral position. <i>No LEDs are illuminated.</i></p>
<p>Door switch pressed to CLOSE door. ORANGE wire energizes with 12v. Amber LED illuminates.</p>	<p>Door switch pressed to CLOSE door. ORANGE wire in energized with 12v. Door CLOSE relay energizes and 2nd AMBER LED illuminates indicating 12v to motor.</p>	<p>Door switch pressed to CLOSE door. ORANGE wire energizes with 12v. Door has reached the CLOSED position and the CLOSED relay has been de-energized by the current sensing system, illuminating the RED LED.</p>	<p>Door is CLOSED, driver's control switch has been returned to neutral position. The RED LED remains illuminated for 10 secs or until power is removed or OPEN signal is received.</p>